

RAPID Slit Seal

RAPID Slit Seal Instruction Manual

Thank you for purchasing our RAPID Slit Seal.
Please read this manual carefully before use and
save this manual for your future use.

Please note that product specifications and packings
may change without prior notice.

Announcement for your use with ease.

【Purpose of use】

This product can be used for research purposes only.

【Notes for use】

Handle this product carefully when unpacking from the bag.

Do not process this product in autoclave treatment.

【Storage and disposal of product】

Store at room temperature and in a place not exposed to direct
sunlight. To dispose the product after use, comply with local laws
and ordinances, and process properly according to the regulations
of your facility

Instructions

*Please wear gloves before use.

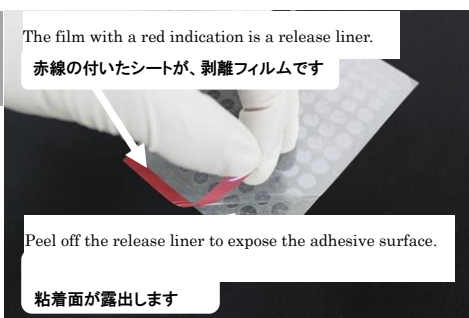
1

The film with a red indication is a release liner.

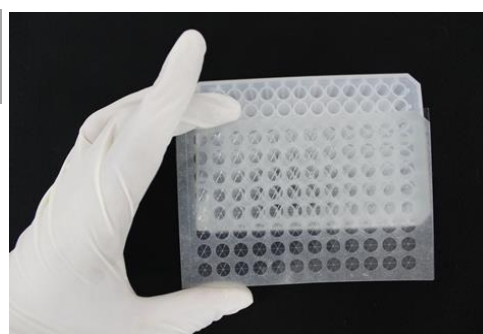
赤線の付いたシートが、剥離フィルムです

Peel off the release liner to expose the adhesive surface.

粘着面が露出します



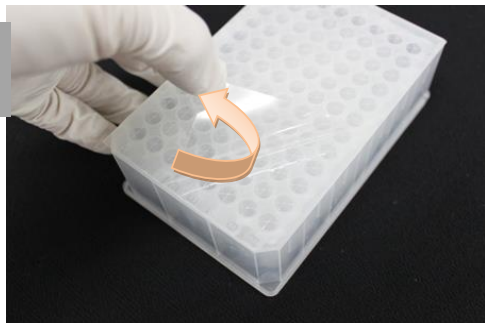
2



Remove the release liner with a red indication and expose the adhesive
surface

Paste the RAPID SlitSeal on the 96-well plate and make sure
holes of RAPID SlitSeal are correctly positioned on each
well spot.

3



Remove the protective film before sampling or dispensing. If used without removing the protective film, the needle or the tip
can not puncture the film. If the protective film stays on and is left at 100°C, the edge of the protective film may be curved.

Manufacturer



BioChromato, Inc.

1-12-19 Honcho, Fujisawa, Kanagawa-ken 251-0053 JAPAN

TEL : +81-466-23-8382 FAX : +81-466-23-8279

E-mail : info@bicr.co.jp

Website: <http://www.bicr.biz/>

Catalog Code	RSS-S96-80122 R80.120.00
Product name	RAPID Slit Seal
Bonding method	Pressure sensitive adhesive
Materials	PET, Silicone
Operating temperature limit	-80°C~100°C *
Size	W 80 mm × L 122 mm
Quantity	100 sheets/Box

No.02

* The upper limit of the operating temperature is specified as 100 ° C, and this is clarified by the evaluation
test carried at 100 ° C for 30 minutes.