

Signal Enhancer HIKARI

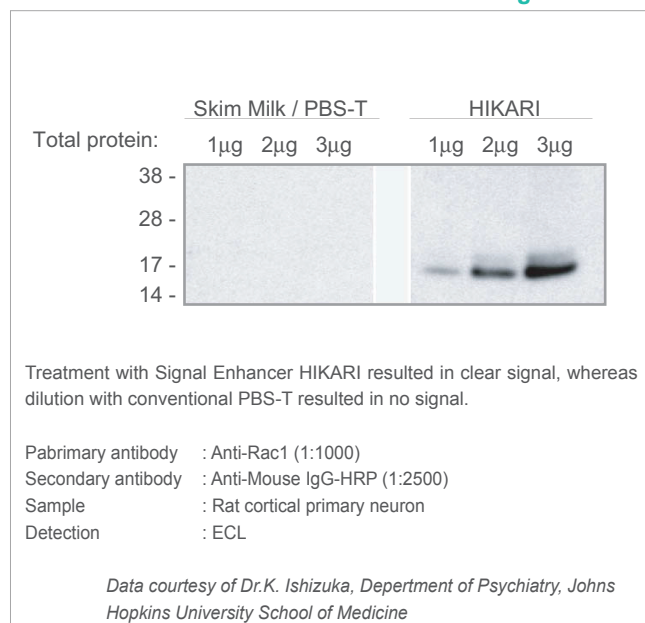
• Signal Enhancer HIKARI for Western blotting and ELISA

Dilute your antibodies with Signal Enhancer HIKARI instead of conventional diluents such as PBS or TBS before performing your next Western blot detection protocol and witness a remarkable increase in the ability to detect the protein of interest and to eliminate undesired background.

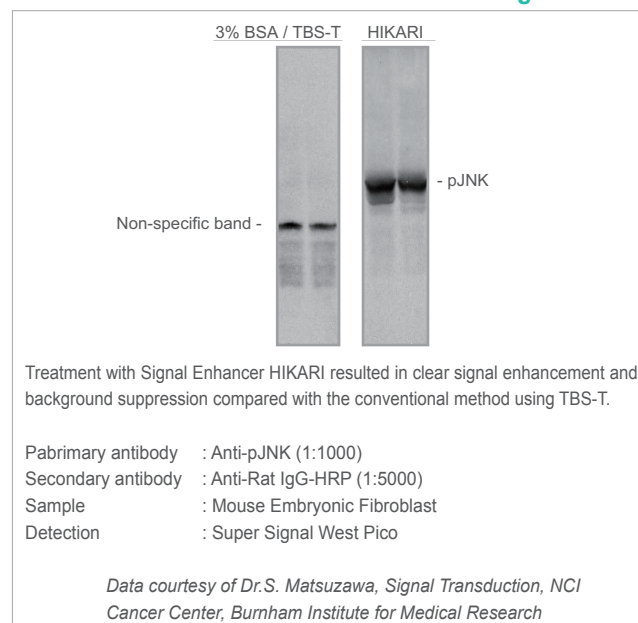
Signal Enhancer HIKARI was developed to resolve the problems of low sensitivity and high background often encountered during procedures such as Western blotting and ELISA.

- » **Enhances antigen-antibody reactions** - yields several 10-fold increase in signal intensity
- » **Removes background** - improves the specificity of your antibodies
- » **Works with any substrate** - enhances both chemiluminescence and colorimetric detection
- » **Works with any membrane** - enhances signal from nitrocellulose and PVDF membrane
- » **Ready-to-use reagent** - Just dilutes your antibodies with Signal Enhancer HIKARI

Detection enhancement of Rac1 with treatment of HIKARI in Western blotting



Detection enhancement of pJNK with treatment of HIKARI in Western blotting



Reference

- Feng-Ming Yang et al. FEBS 276, 425-436(2009)
- Jian-Bin Wang et al. The Journal of Cell Science 122(12), 2024-2033(2009)
- Chunwei Huang et al. Reproductive Toxicology 27, 103-110(2009)
- Sawako Yamashiro et al. The Journal of Cell Science 121(Pt 23), 3867-3877(2008)

Ordering Information

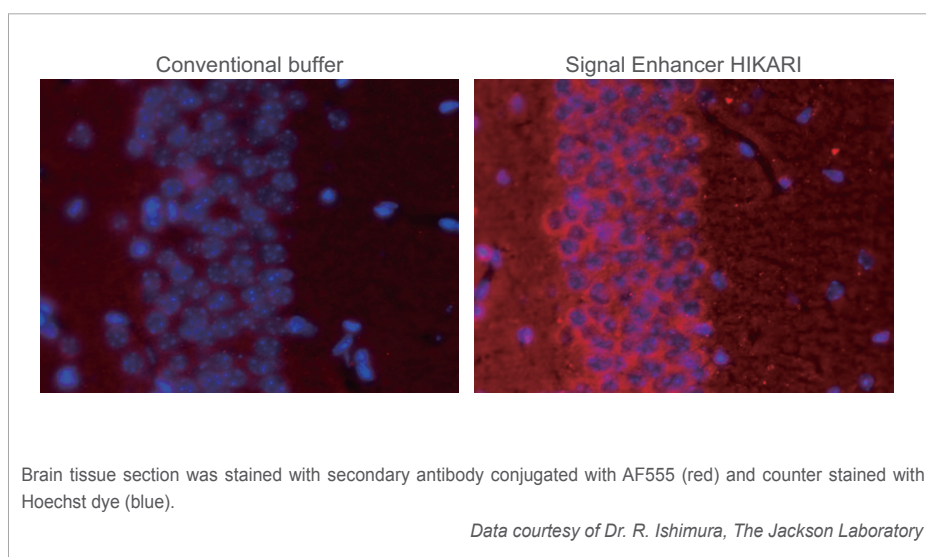
Product name	Storage	Product number	PKG Size
Signal Enhancer HIKARI for Western Blotting and ELISA Kit contents: Solution A for Primary Antibody Solution B for Secondary Antibody	4°C	02267-41 02270-81	1 Set (50 ml each) 1 Set (250 ml each)
Signal Enhancer HIKARI for Western Blotting and ELISA Solution A	4°C	02272-74	250 ml
Signal Enhancer HIKARI for Western Blotting and ELISA Solution B	4°C	02297-64	250 ml

• Signal Enhancer HIKARI for Immunostain

Signal Enhancer HIKARI for Immunostain was developed to resolve the problems of low sensitivity and high background often encountered during immunostain procedures such as immunohistochemistry (IHC) and immunocytochemistry. Dilute your antibodies with Signal Enhancer HIKARI for Immunostain instead of conventional diluents such as PBS or TBS before performing your next IHC experiment and witness a remarkable increase in the ability to detect the protein of interest and to eliminate unwanted background.

- » **Enhances signals** - yields several fold increase in signal intensity
 - » **Reduces background** - improves the specificity of your antibodies
 - » **Ready-to-use reagent** - just dilutes your antibodies with Signal Enhancer HIKARI for Immunostain
 - » **Works with any system** - applicable to colorimetric, chemiluminescent and fluorescent detection
- * The kit can also be used in combination with sensitizing systems such as the ABC or polymer complex method.

Application data



Ordering Information

Product name	Storage	Product number	PKG Size
Signal Enhancer HIKARI for Immunostain Trial Set	4°C	02363-71	1 Set (5 ml each)
Signal Enhancer HIKARI for Immunostain Solution A	4°C	02373-54	20 ml
Signal Enhancer HIKARI for Immunostain Solution B	4°C	02375-34	20 ml

For research use only, not intended for diagnostic or drug use.

NACALAI TESQUE, INC.

Nijo Karasuma, Nakagyo-ku, Kyoto 604-0855, JAPAN

TEL : +81-(0)75-251-1730

FAX : +81-(0)75-251-1763

Website : <http://www.nacalai.com>

E-mail : info.intl@nacalai.com