

HPLC/UHPLC column

# SunBridge

Ultra Hybrid Technology



*The ultimate  
C18!*



**ChromaNyk**  
ChromaNik Technologies Inc.

ChromaNik Technologies



# SunBridge

A hybrid that goes beyond hybrid—“Ultra-hybrid” C18

## Hybrid silica and highly inactivated silica

A hybrid column generally refers to a column that uses so-called hybrid silica (organic silica) particles, in which a certain proportion of ethylene bridges are applied to the silica gel skeleton (inorganic). Its main feature is said to be its high resistance to alkali.

However, the method of manufacturing highly alkaline-durable columns is not limited to using organic silica. It is also possible to increase durability by ingenuity in surface treatment (end-capping) after the introduction of functional groups. For example, Prominert, which we developed in 2022, has high pH durability comparable to that of hybrid columns by applying an advanced inactivation method.

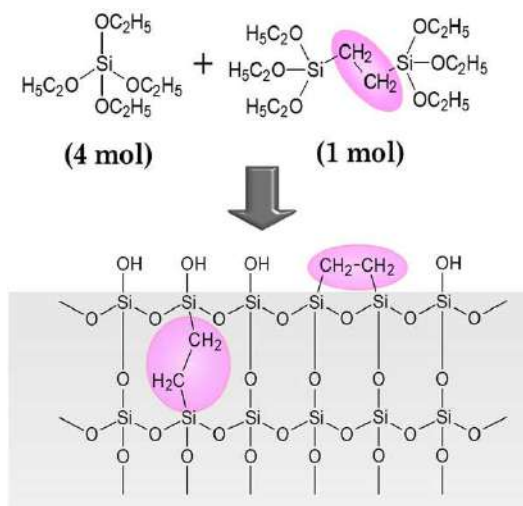


Fig. 1 Image of hybrid silica surface

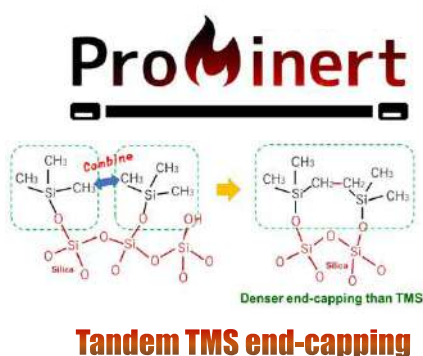
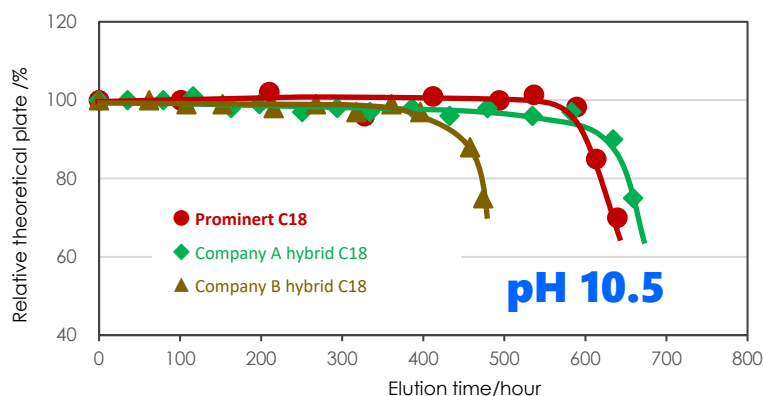


Fig. 2 Comparison of surface treatment technologies used in Prominert and alkaline durability

(detailed conditions are listed in the Prominert catalog)



## Two types of hybrid silica particles

Hybrid silica particles are thought to be roughly divided into two types based on the manufacturing process. One is "fully hybrid particles" created from scratch, and the other is "partially hybrid particles" where the silica surface is modified and partially organicized.

The hybrids from companies A and B given as comparative examples for Prominert were both partial hybrid columns. Most of the columns on the market that are called "hybrid" are considered to be partial hybrid columns.

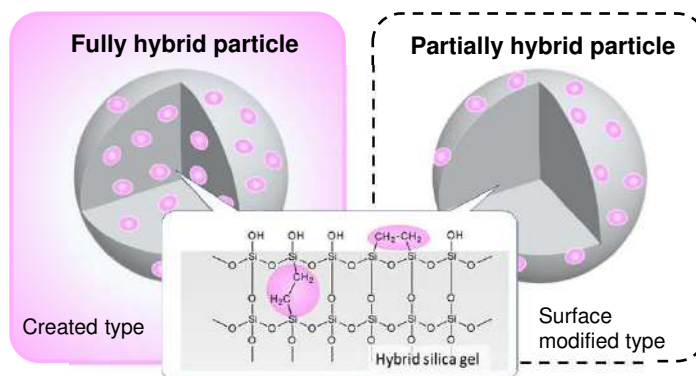
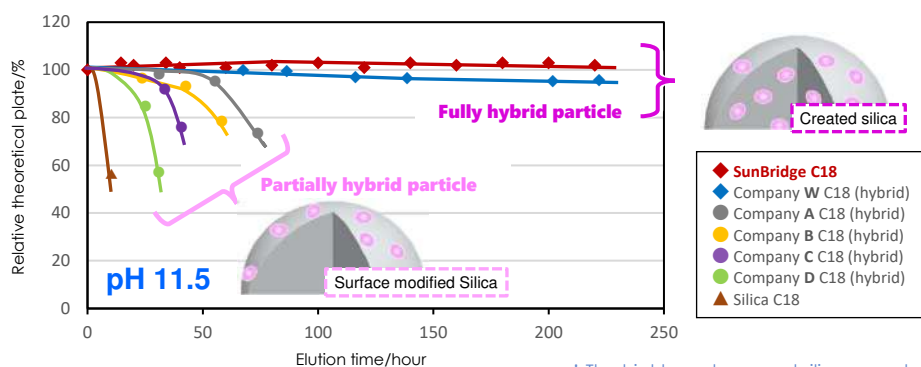


Fig. 3 Image of hybrid particles (created type or surface modified type)

## ■ Comparison of durability of hybrid columns under high and low pH conditions



### Durable test conditions (pH 11.5)

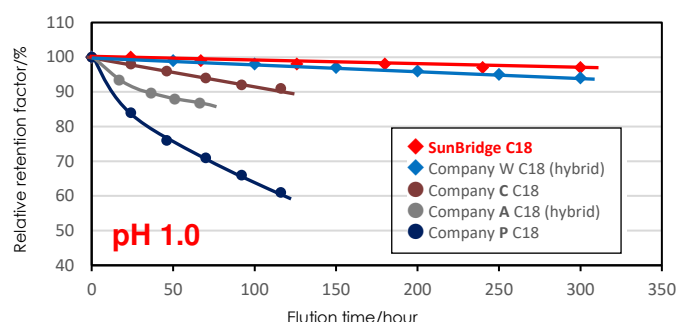
Column dimension: 150 x 4.6 mm  
Mobile phase: Methanol/50 mM potassium phosphate pH 11.5=10/90  
Flow rate: 1.0 mL/min  
Temperature: 40 °C

### Measurement conditions

Mobile phase: Acetonitrile/water=70/30  
Flow rate: 1.0 mL/min  
Temperature: 40 °C  
Sample: 1 = Uracil, 2 = Butylbenzene

\*The highly end-capped silica was also classified as a partial hybrid based on its morphology.

Fig. 4-1 Comparison of durability of various columns under basic pH conditions (pH 11.5)



### Durable test conditions (pH 1.0)

Column dimension: 50 x 2.1 mm  
Mobile phase: Acetonitrile/1.0% TFA pH 1=10/90  
Flow rate: 0.4 mL/min  
Temperature: 80 °C

### Measurement conditions

Mobile phase: Acetonitrile/water=70/30  
Flow rate: 1.0 mL/min  
Temperature: 40 °C  
Sample: 1 = Uracil, 2 = Butylbenzene

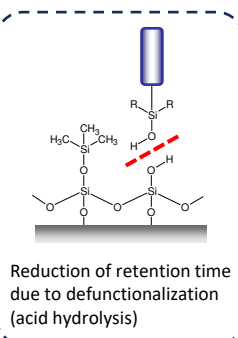


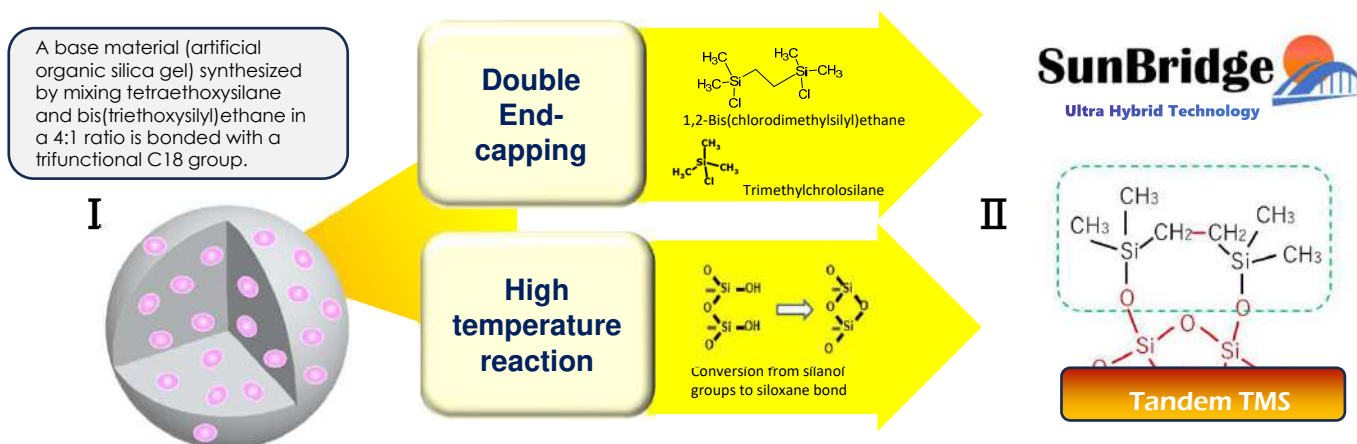
Fig. 4-2 Comparison of durability of various columns under acidic pH conditions (pH 1)

SunBridge C18 demonstrated durability equal to or greater than that of W's Hybrid C18 under both high pH (11.5) and low pH (1.0) conditions. In particular, the difference in durability compared to Hybrid C18 from other companies other than W's under high pH conditions was significant, and the difference due to the manufacturing method of the organic silica was clear.

## ■ Overview of Ultra Hybrid Technology:

### I . Fully hybrid particles × II . Advanced surface treatment

SunBridge was developed to be the ultimate in durability and stability for C18 (ODS) columns. Its core technology is Ultra Hybrid Technology, which combines a new fully hybrid particle with an advanced deactivation method. This innovation has resulted in the creation of a new generation of fully porous columns that combines high substrate durability with excellent peak shape.



**New Era HPLC Column**

**ChromaNik**  
ChromaNik Technologies Inc.

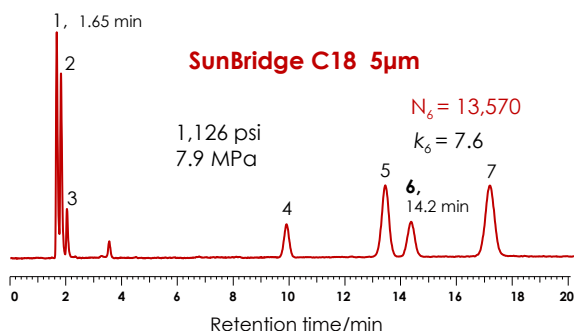
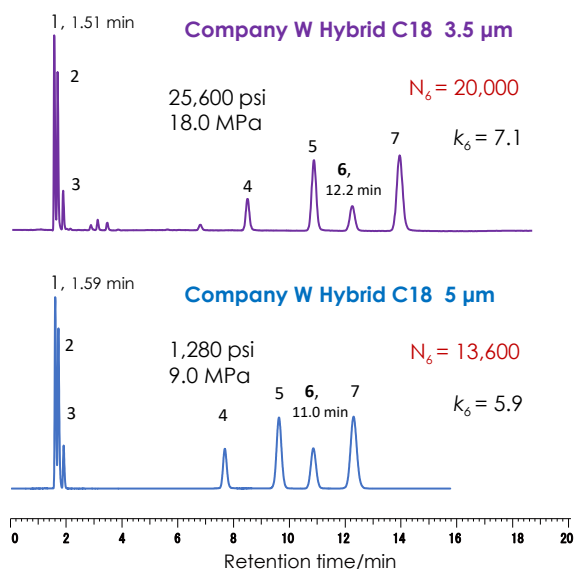


# SunBridge

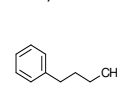
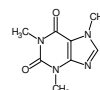
## Comparison of basic performance and applications- v.s. Fully hybrid C18

### Comparison of basic performance

Evaluation of hydrogen bonding, hydrophobicity and steric selectivity



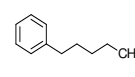
Column: Company W Hybrid C18 3.5  $\mu$ m, 5  $\mu$ m,  
SunBridge C18 5  $\mu$ m,  
Column dimensions: 150 x 4.6 mm  
Mobile phase: CH<sub>3</sub>OH/H<sub>2</sub>O=75/25  
Flow rate: 1.0 mL/min, Temperature: 40 °C  
Sample: 1 = Uracil, 2 = Caffeine, 3 = Phenol, 4 = Butylbenzene,



5 = o-Terphenyl,

6 = Amylbenzene,

7 = Triphenylene



(N: Theoretical plate, k: Retention factor)

	Hydrogen bonding (Caffeine/Phenol)	Hydrophobicity (Amylbenzene/ Butylbenzene)	Steric selectivity (Triphenylene/ o-Terphenyl)	Specific surface area (m <sup>2</sup> /g)	Carbon loading (%)
Company W Hybrid C18 3.5 $\mu$ m	0.38	1.54	1.33	185	17.4%
Company W Hybrid C18 5 $\mu$ m	0.39	1.52	1.33	188	18.0%
SunBridge C18 5 $\mu$ m	0.43	1.53	1.31	190	16.0%

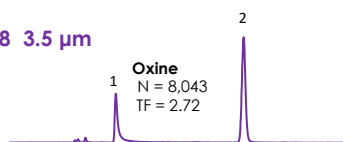
The basic specifications and selectivity trends of the two fully hybrid silica columns (SunBridge, W Company) are relatively similar.

SunBridge C18 5  $\mu$ m had higher retention at lower pressures than Company W C18 of the same particle size, and the theoretical plate numbers were comparable.

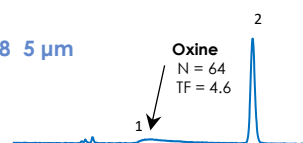
### Comparison of chelating compound

(N: Theoretical plate, TF: Tailing factor)

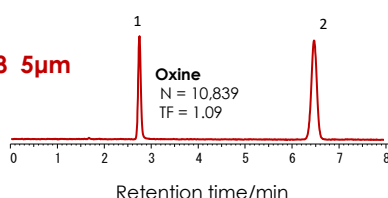
**Company W C18 3.5  $\mu$ m**  
(Fully hybrid silica)



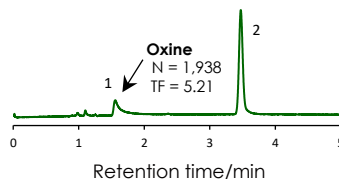
**Company W C18 5  $\mu$ m**  
(Fully hybrid silica)



**SunBridge C18 5  $\mu$ m**



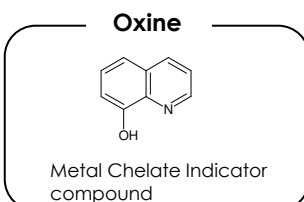
**Company E C18 1.7  $\mu$ m**  
(Fully hybrid silica)



Column dimensions:  
150 x 4.6 mm for 3.5 and 5  $\mu$ m  
100 x 2.1 mm for 1.7  $\mu$ m  
Mobile phase: CH<sub>3</sub>CN/20 mM H<sub>3</sub>PO<sub>4</sub>=10/90  
Flow rate: 1.0 mL/min for 3.5 and 5  $\mu$ m  
0.2 mL/min for 1.7  $\mu$ m  
Temperature: 40 °C  
Detection: UV@250 nm  
Sample: 1 = 8-Quinololinol (Oxine)  
2 = Caffeine

For Company W C18, peak tailing for oxine was noticeable for all particle sizes.

SunBridge C18 showed a sharp peak for oxine without tailing.

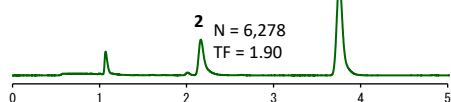


**SunBridge**  
Ultra Hybrid Technology

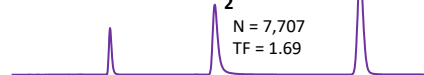
## ■ Comparison of basic compounds

### (1) Pyridine

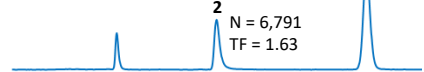
Company W Hybrid C18 1.7  $\mu\text{m}$



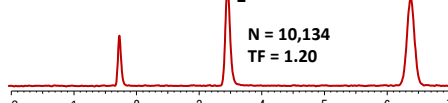
Company W Hybrid C18 3.5  $\mu\text{m}$



Company W Hybrid C18 5  $\mu\text{m}$

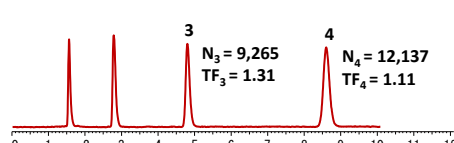
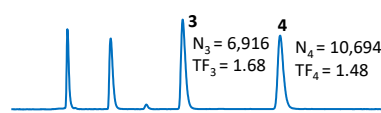
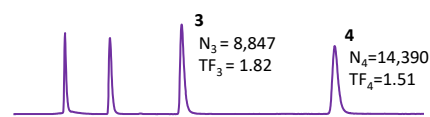
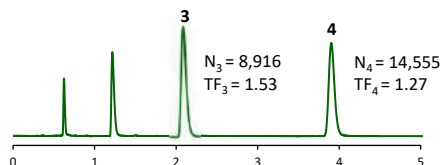


SunBridge C18 5  $\mu\text{m}$



Retention time/min

### (2) Nortriptyline and Amitriptyline



Retention time/min

(N: Theoretical plate, TF: Tailing factor)

#### (1) Column dimensions:

150 x 4.6 mm for 3.5 and 5  $\mu\text{m}$

100 x 2.1 mm for 1.7  $\mu\text{m}$

Mobile phase:  $\text{CH}_3\text{OH}/\text{H}_2\text{O}=30/70$

Flow rate: 1.0 mL/min for 3.5 and 5  $\mu\text{m}$

0.2 mL/min for 1.7  $\mu\text{m}$

Temperature: 40  $^{\circ}\text{C}$

Detection: UV@250 nm

Sample: 1 = Uracil

2 = Pyridine

3 = Phenol



#### (2) Column dimensions:

150 x 4.6 mm for 3.5 and 5  $\mu\text{m}$

100 x 2.1 mm for 1.7  $\mu\text{m}$

Mobile phase: Acetonitrile/10 mM ammonium acetate pH 6.8=40/60

Flow rate: 1.0 mL/min for 3.5 and 5  $\mu\text{m}$

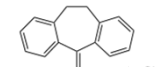
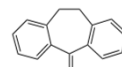
0.3 mL/min for 1.7  $\mu\text{m}$

Temperature: 40  $^{\circ}\text{C}$

Detection: UV@250 nm

Sample: 1 = Uracil, 2 = Propranolol,

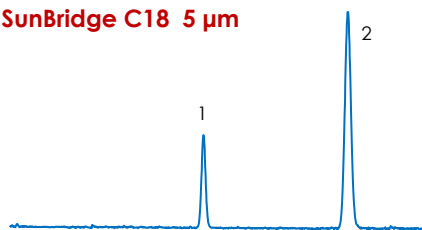
3 = Nortriptyline, 4 = Amitriptyline



SunBridge C18 was hardly affected by residual silanol groups, and the peak shapes of basic compounds were good.

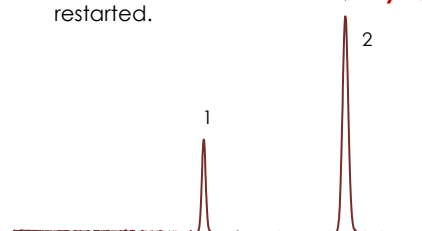
## ■ Comparison of retention reproducibility in 100% aqueous mobile phase

SunBridge C18 5  $\mu\text{m}$



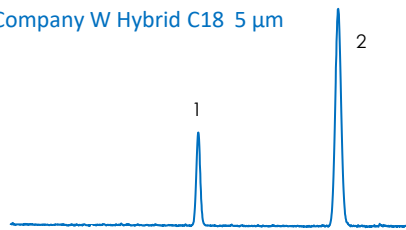
After stopping the pump, the column was left for 1 h and then the measurement was restarted.

Retention factor decreased by 4%



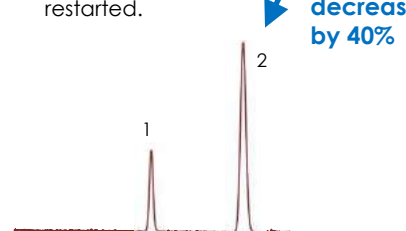
Retention time/min

Company W Hybrid C18 5  $\mu\text{m}$



After stopping the pump, the column was left for 1 h and then the measurement was restarted.

Retention factor decreased by 40%



Retention time/min

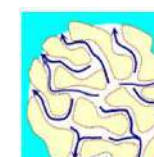
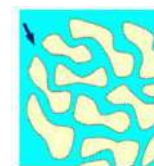


Illustration of water expelling out of pores



Reference: Technical Note 1006

[https://chromanik.co.jp/technical/pdf/English\\_Tech\\_note\\_1006.pdf](https://chromanik.co.jp/technical/pdf/English_Tech_note_1006.pdf)

Column dimension: 150 x 4.6 mm

Mobile phase:

10 mM phosphate buffer pH 7.0

Flow rate: 1.0 mL/min

Temperature: 40  $^{\circ}\text{C}$

Detection: UV@250 nm

Sample: 1=Uridine, 2=Adenine



Tech\_note\_1006.pdf

SunBridge C18 could be used without issue, although there was a slight decrease in retention when the analysis was restarted with 100% aqueous mobile phase (pH 7.0).

<Additional Verification>

High pH conditions

★ Conditions: Potassium phosphate buffer pH 11.3 100% aqueous mobile phase continuously passed through (40 $^{\circ}\text{C}$ )

Results after 300 hours: Theoretical plate number decrease was less than 5%, and retention time decrease was less than 3%.

Durability of 300 hours or more even in 100% aqueous mobile phase with pH of 11 or higher

# SunBridge

- v.s. Partially hybrid C18, Core-Shell C18, other

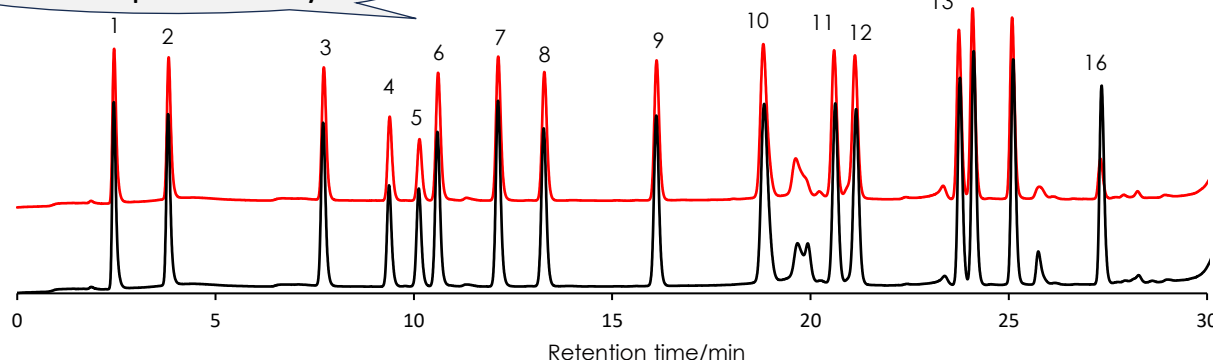
## Simultaneous separation of OPA-derivatized amino acids

— Day 1 ..... Day 4

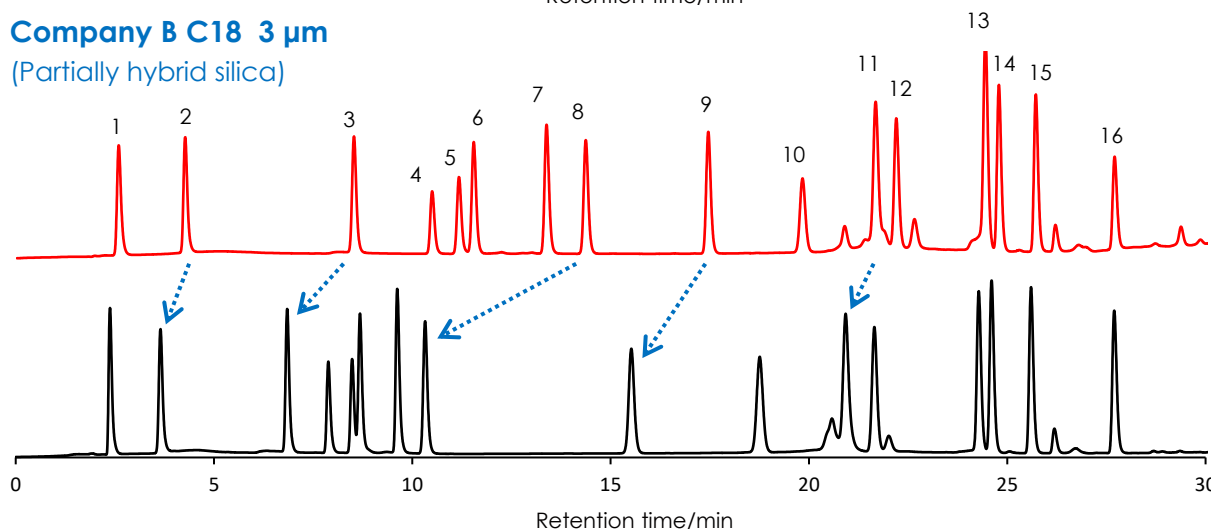
**SunBridge C18 5  $\mu$ m**  
(Ultra hybrid silica)

After leaving the column in a basic pH mobile phase (pH 8.2) for 3 days, the column was washed with 100% B for about 10 minutes, and then the measurement was restarted.

Good reproducibility



**Company B C18 3  $\mu$ m**  
(Partially hybrid silica)



### HPLC Conditions

Column: SunBridge (Ultra hybrid silica) C18 5  $\mu$ m, Company B (Partially hybrid silica) C18 3  $\mu$ m

Column dimension: 150 x 3.0 mm

Mobile phase: A) 10 mM  $\text{Na}_2\text{HPO}_4$  with 10 mM  $\text{Na}_2\text{B}_4\text{O}_7$  pH 8.2

B) Acetonitrile / Methanol / Water = 45 / 45 / 10

Flow rate: 0.55 mL/min, Temperature: 40  $^{\circ}\text{C}$

Detection (Fluorescent): Ex. at 350 nm, Em. at 450 nm

Labeling method: In autosampler \* Instrument: Nexera LC-40 (Shimadzu)

Sample: 1 = Aspartate, 2 = Glutamate, 3 = Serine, 4 = Histidine, 5 = Glycine,

6 = Threonine, 7 = Arginine, 8 = Alanine, 9 = Tyrosine, 10 = Cystine,

11 = Valine, 12 = Methionine, 13 = Phenylalanine, 14 = Isoleucine, 15 = Leucine, 16 = Lysine

(Wako Amino Acids Mixture Standard Solution, Type H, 50  $\mu\text{M}$ /sample )

Gradient program:

Time (min)	A(%)	B(%)
0	98	2
20	70	30
28.5	45	55
29.5	0	100
38	0	100
39	98	2

Courtesy by Osaka Research Institute of Industrial Science and Technology

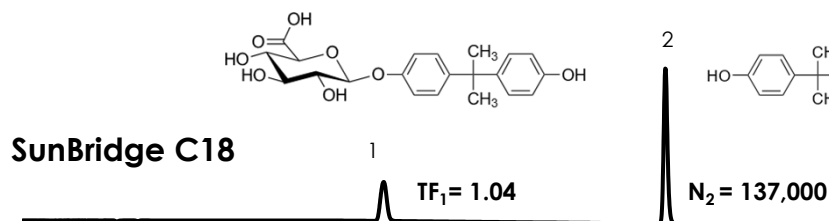
Company B C18 (partial hybrid) showed retention fluctuations when restarted after being left stationary for three days in a weakly basic mobile phase.

When SunBridge C18 was left stationary under the exact same conditions and then restarted, good retention reproducibility was obtained.



## ■ Separation of bisphenol A and its glucuronide conjugates

(N: Theoretical plate, TF: Tailing factor)



Gradient program:

Time (min)	A(%)	B(%)
0	80	20
15	5	95
18	5	95
19	80	20
30	80	20

Column: SunBridge C18 5  $\mu$ m, 150 x 4.6 mm  
 Company A (Core-shell silica) 5  $\mu$ m, 100 x 4.6 mm  
 Company B (Fully porous silica) 5  $\mu$ m, 150 x 4.6 mm

Mobile phase:

A) 10 mM Ammonium acetate aq. B) Acetonitrile

Gradient program: shown above

Flow rate: 1.0 mL/min, Temperature: 40 °C,

Detection: UV@230 nm (PDA)

Sample: 1 = Bisphenol A Glucuronide (BPA-Glc),

2 = Bisphenol A (BPA)

(each 50  $\mu$ M dissolved in 50% Acetonitrile)

Instrument: Shimadzu Prominence system

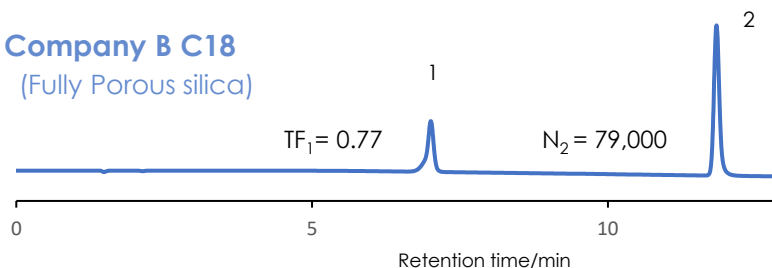
### Company A C18

(Core-shell silica)



### Company B C18

(Fully Porous silica)



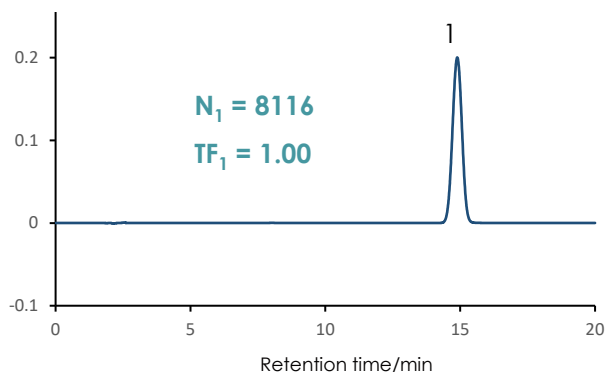
C18 columns from Company A and Company B showed poor peak shape for BPA-GLC (#1).

SunBridge C18 showed a good peak shape for peak #1 and a high theoretical plate number for peak #2.

## ■ Analysis of crude drugs using SunBridge C18: Japanese Pharmacopoeia - Pueraria root

○ Standard solution: Puerarin 0.1 mg/mL (50% MeOH)

(N: Theoretical plate, TF: Tailing factor)



Test conditions based on the 18th revised Japanese Pharmacopoeia

Column: SunBridge C18 5  $\mu$ m, 150 x 4.6 mm

Mobile phase:

50 mM Sodium Dihydrogen Phosphate aq. / Acetonitrile = 9 / 1

Flow rate: 0.885 mL/min

Injection volume: 10  $\mu$ L, Temperature: 40 °C

Detection: UV@250 nm (PDA)

Instrument: Waters Acquity UPLC H-Class

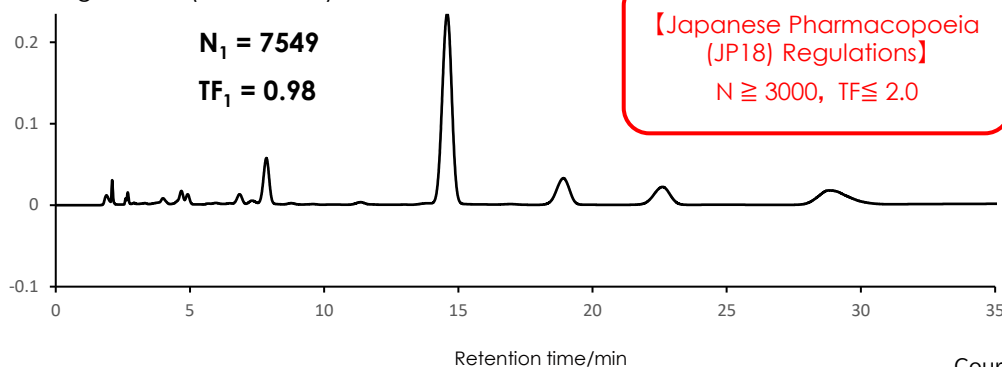
Sample: 1 = Puerarin



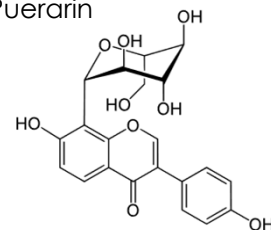
Photo by PhotoAC

● Sample solution: Japanese Pharmacopoeia Kakkon

0.3 g/100 mL (50% MeOH)



1. Puerarin



Courtesy by: Iskra Industrial Co., Ltd.

Analysis of the Japanese Pharmacopoeia Puerarin showed that the theoretical plate number and symmetry factor fully met the prescribed values.

## 【Characteristics】

(Base material: Created ethylene cross-linked silica gel End-capping: Tandem TMS end-capping)

Name	Particle size	Pore volume	Specific surface area	Pore diameter	Carbon loading	Available pH range
SunBridge C18	1.8 μm, 3 μm, 5 μm	0.8 mL/g	190 m <sup>2</sup> /g	15 nm (150 Å)	16%	1 - 12

\*The 1.8 μm version is scheduled to be launched in fall 2025.

## Ordering information of SunBridge

Packings	Inner diameter (mm)	2.1	3.0	4.6	10	20	USP category
	Length (mm)	Catalog number	Catalog number	Catalog number	Catalog number	Catalog number	
SunBridge C18, 1.8 μm	30	JBA931	JBA331	-----	-----	-----	L1
	50	JBA941	JBA341	-----	-----	-----	
	75	JBA951	JBA351	-----	-----	-----	
	100	JBA961	JBA361	-----	-----	-----	
SunBridge C18, 3 μm	50	JB2941	JB2341	JB2441	-----	-----	
	100	JB2961	JB2361	JB2461	-----	-----	
	150	JB2971	JB2371	JB2471	-----	-----	
	250	JB2981	JB2381	JB2481	-----	-----	
SunBridge C18, 5 μm	50	JB3941	JB3341	JB3441	-----	-----	
	100	JB3961	JB3361	JB3461	-----	-----	
	150	JB3971	JB3371	JB3471	-----	JB3871	
	250	JB3981	JB3381	JB3481	JB3781	JB3881	

\*The 1.8 μm version is scheduled to be launched in fall 2025.

## Ordering information of SunGuard Ultra

### SunBridge guard cartridge column for 2.1 mm I.D.

Description	Catalog number
SunBridge Guard Cartridge RP 3x2mm Starter Kit (holder, cartridge, tubing)	JB32CK
SunBridge Guard Cartridge RP 3x2mm for exchange (2 PCS)	JB32CC
Guard Cartridge holder 3 mm x 2 mm ID	HOL2CC



## Ordering information of SunGuard

### SunBridge guard cartridge column for 4.6 mm I.D.

Description	Catalog number
SunBridge C18 Guard Cartridge column 5 μm 10 mm x 4 mm ID One cartridge, one holder and two plugs	JB3A1H
SunBridge C18 Guard Cartridge 5 μm 10 mm x 4 mm ID for exchange (4 PCS)	JB3A1C
Guard Cartridge holder 10 mm x 4 mm ID	HOLA1C



Cartridge and holder (10x4 mm)

## Ordering information of SunGuard Prep

### SunBridge guard cartridge column for 10 and 20 mm I.D.

Description	Catalog number
SunBridge C18 5 μm Guard Prep Cartridge 10 x 10 mm Starter Kit (holder, cartridge, tubing)	JCB371K1
SunBridge C18 5 μm Guard Prep Cartridge 10 x 10 mm for exchange (2 PCS)	JB371C
Guard Cartridge holder 10 mm x 10 mm ID	HOL71C



Cartridge and holder (10x10 mm)

## Manufacturer

### ChromaNik Technologies Inc.

6-3-1 Namiyoke, Minato-ku, Osaka, 552-0001 Japan

TEL: +81-6-6581-0885 FAX: +81-6-6581-0890

E-mail: info@chromanik.co.jp

URL: https://chromanik.co.jp

2504